



# Wichita State University Libraries

## WilsonWeb



### What it is.

WilsonWeb is a collection of databases, most providing at least some full text, in a variety of areas. Individually, these databases include

- Applied Science Full Text
- Business Full Text
- Library Literature & Information Science Full Text
- Art Full Text
- Education Full Text
- OmniFile Full Text Mega
- Art Retrospective (citations only)
- General Science Full Text
- Readers' Guide Full Text
- Biographies Plus Illustrated
- Humanities Full Text
- Social Sciences Full Text

The dates of coverage vary with the particular database, but most begin indexing somewhere between 1982 and 1984, with full text beginning between 1994 and 1997. Note, though, that *none of WilsonWeb databases offer complete full text*. You might still need to find an article in a print source or request an Interlibrary Loan.

### More about it.

WilsonWeb can be found on the library's Electronic Databases page (<http://library.wichita.edu/colldev/electrondatabase.htm>). You may have to scroll down to find it.



#### Electronic Databases

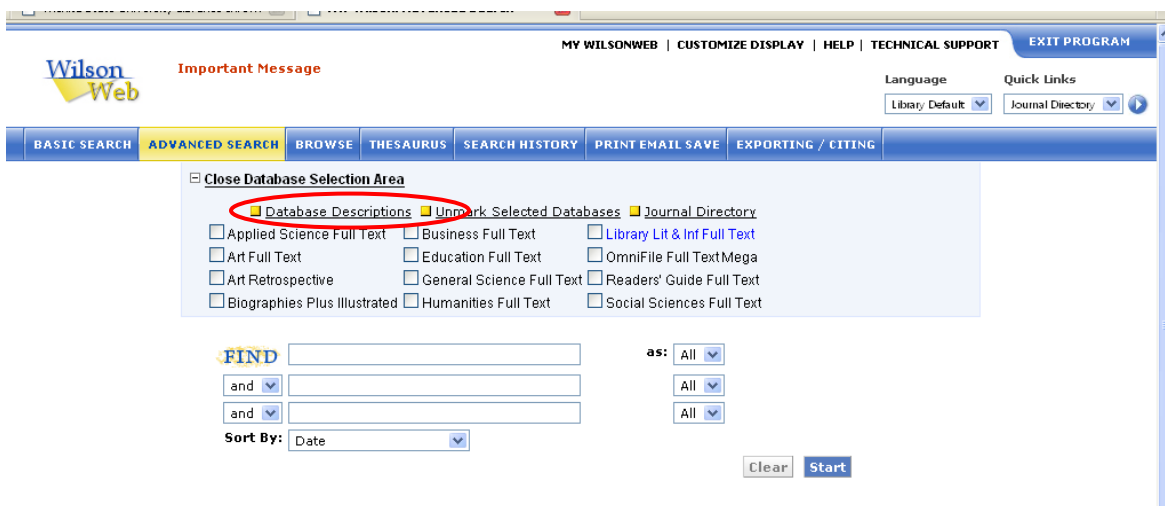
To find articles and other information, WSU Libraries provides access to over 130 databases in many subject areas. Off-campus access to most of these databases is available to WSU faculty, staff, and students only.

#### Links to All Databases:

- [By Title](#)
- [By Subject](#)

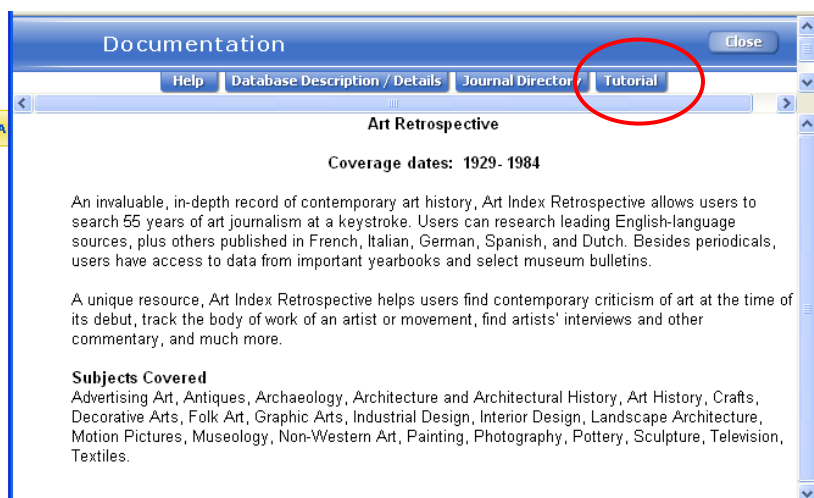
#### Direct Links to Databases Frequently Used to Find Articles:





Now you're in WilsonWeb's Advanced Search mode, and you can check off as many of the specialized databases as you find appropriate. Alternatively, you can select OmniFile Full Text Mega, which will search the Education, General Science, Humanities, Readers' Guide, Social Sciences, and Business full text databases all at once. OmniFile will also search Applied Science, Art Full Text, and Library Literature, but will only pick up results for those journals to which they have full rights. **To be on the safe side, select any of these three options in addition to OmniFile.** Another thing to note is that **Art Retrospective and Biographies Plus Illustrated are not included in OmniFile's searching at all.**

Check any of the databases and click **Database Descriptions** to get a more complete description of what that database covers. For example, here is the description for Art Retrospective:



Also note the **Tutorial** tab. Clicking on it will bring you to a page offering tutorials for a variety of types of databases. People who aren't librarians or professional researchers may not know what these various types of databases are, but don't worry. Here's the breakdown for the types we have:

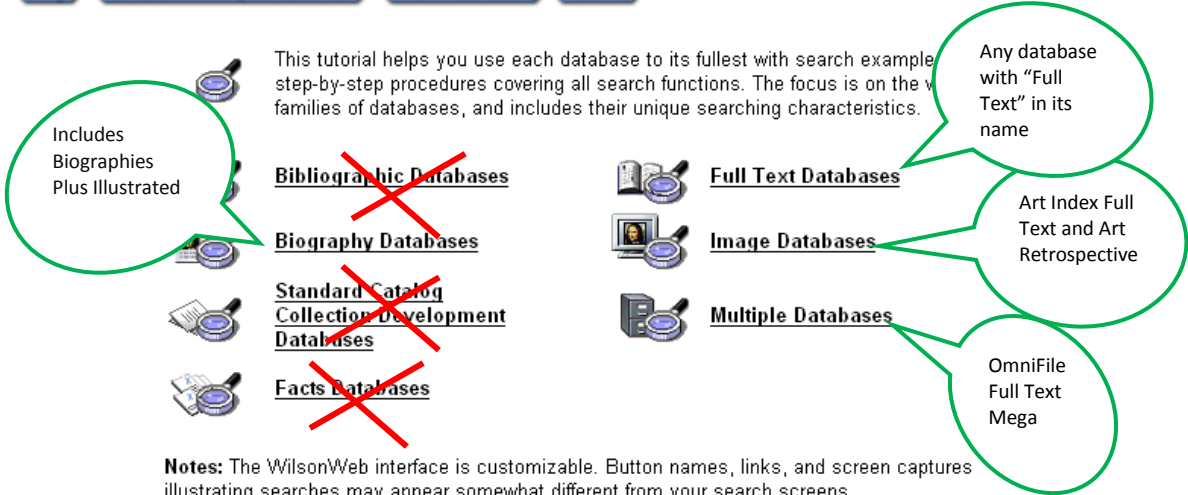
**Documentation** Close

[Help](#) [Database Description / Details](#) [Journal Directory](#) [Tutorial](#)

This tutorial helps you use each database to its fullest with search examples and step-by-step procedures covering all search functions. The focus is on the various families of databases, and includes their unique searching characteristics.

- Bibliographic Databases**
- Biography Databases**
- Standard Catalog Collection Development Databases**
- Facts Databases**
- Full Text Databases**
- Image Databases**
- Multiple Databases**

**Notes:** The WilsonWeb interface is customizable. Button names, links, and screen captures illustrating searches may appear somewhat different from your search screens. [Printer-friendly versions](#) of the Tutorial are available on the HW Wilson Home page.



Let's go back to the Advanced Search page. Take a look at how the search options change from one database to another, as appropriate:

**Humanities Full Text lets you search by author, subject, books reviewed, and other factors.**

**Library** **Lamar** **Journal Directory**

[BASIC SEARCH](#) [ADVANCED SEARCH](#) [BROWSE](#) [THESAURUS](#) [SEARCH HISTORY](#) [PRINT EMAIL SAVE](#) [EXPORTING / CITING](#)

Database Descriptions  Unmark Selected Databases  Journal Directory

Applied Science Full Text  Business Full Text  Library Lit & Inf Full Text

Art Full Text  Education Full Text  OmniFile Full Text Mega

Art Retrospective  General Science Full Text  Readers' Guide Full Text

Biographies Plus Illustrated  **Humanities Full Text**  Social Sciences Full Text

**FIND**

and

and

Sort By:

Limit Dates to:  Any Year  Within last 12 months  From Year:  To Year:

Document Type:

Physical Description:

as:

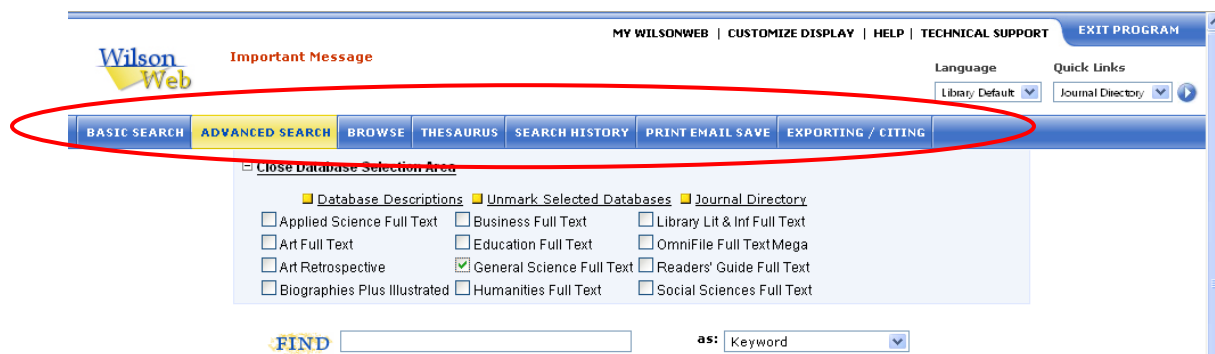
## Business Full Text adds NAICS and SIC Codes to the search options.

The screenshot shows the 'ADVANCED SEARCH' page. In the 'Close Database Selection Area', the 'Business Full Text' checkbox is checked and circled in red. Below this, there are search fields with 'FIND' buttons, Boolean operators (and, or, not), and a 'Sort By: Date' dropdown. The 'Limit Dates to:' section has radio buttons for 'Any Year', 'Within last 12 months', and 'From Year: To Year:'. The 'Document Type:' is set to 'All'. A dropdown menu for search options is open, showing 'Keyword' selected, with other options like 'Subject(s)', 'Title', 'Author, Personal', etc. The 'NAICS Code' and 'SIC Code' options are also visible in the list.

## Biographies Plus Illustrated changes the search page and allows for searching by birth date, gender, ethnicity, and profession, among other things.

The screenshot shows the 'ADVANCED SEARCH' page with 'Biographies Plus Illustrated' selected in the 'Close Database Selection Area'. The search fields include 'First Name' and 'Last Name' with 'FIND' buttons. The 'Date of Birth:' and 'Date of Death:' sections have dropdowns for 'is', 'Month', 'Day', and 'Year', and radio buttons for 'Date of Birth:' and 'Date of Death:'. The 'Profession/Activity:' and 'Place of Origin:' fields are also present. A dropdown menu for search options is open, showing 'Keyword' selected, with other options like 'Person', 'Accession Number', 'Date of Birth', etc. The 'NAICS Code' and 'SIC Code' options are also visible in the list.

With the full text databases, whichever you use, searching principles will be the same: you can use the Boolean operators AND/OR/NOT in the pulldown menus to the left of the second and third “Find” fields; you can limit your results to full text, page image, or peer reviewed; you can expand your search to look within the full text of articles. You will also have the same blue buttons on the top.



## What are those blue buttons on the top, anyway?

**Basic Search** removes limiters, expanders, and all but one search box. Fine for a simple, single concept, e.g., “polar bear cubs.”

**Browse** brings up an alphabetical list containing your search term(s), if the term(s) are recognized subject headings. Good for when you aren’t sure of a spelling, or are looking for ways to narrow down a topic.

**Search History** keeps track of every search you do during a session, so you can easily revise or combine searches.

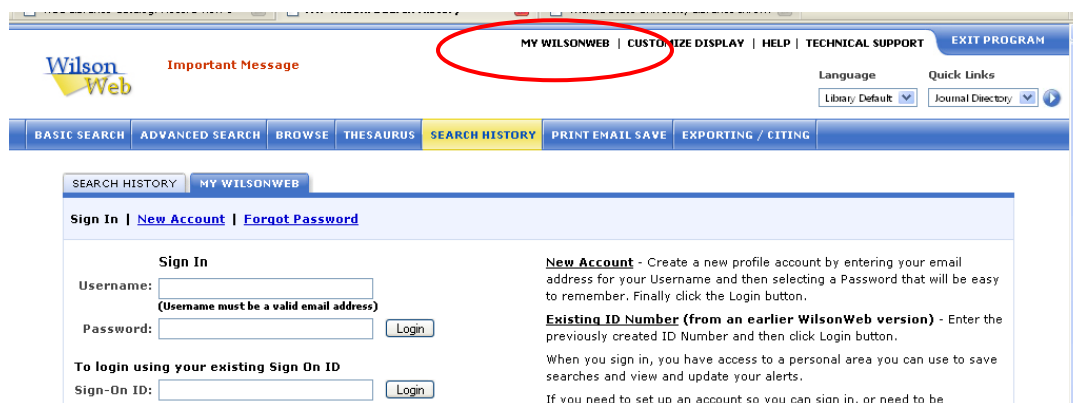
The **Thesaurus** can be a very helpful tool when you have a basic idea but want to narrow it down, or when the search terms you’re using aren’t getting the results you want. It provides terms that are broader, narrower, or related to your search.

**Print/Email/Save** gives you options for printing, emailing, and saving your results. Go figure! You can also export citations in a variety of styles (MLA, APA, etc.) to create a bibliography.

**Exporting/Citing** takes you to the exact same place as **Print/Email/Save**. Presumably Print/Email/Save/Exporting/Citing is too long to fit on one button.

## More good stuff.

**My WilsonWeb** is great if you’re working on a big project such as a thesis, dissertation, or book. You can sign on to be notified by e-mail for up to a year when anything new is available on your topic. To use this feature, first perform your search.



Here is a search for *dickens* and *women* as keywords. Click on the **Create Alert** link.

The screenshot shows a search results page with the following elements:

- Navigation tabs: BASIC SEARCH, **ADVANCED SEARCH**, BROWSE, THESAURUS, SEARCH HISTORY, PRINT EMAIL SAVE, EXPORTING / CITING
- Search Results: 68 Records found for dickens <in> Keyword AND women <in> Keyword
- Find: Search Within Results (selected), New Search
- Actions: MODIFY SEARCH, **CREATE ALERT** (circled in red), RSS FEED, LINK TO SEARCH
- Filters: ALL RESULTS, FULL TEXT, FULL TEXT PDF, PEER REVIEWED, NON-PEER REVIEWED
- CONTENT DISCOVERY KEYS: 0 marked records: Get Marked | Clear Marks
- Sort by: Date, Records: 10 per Page
- View: Brief Display | Full Display
- Page: 1 | 2 | 3 | 4 | 5 | > | >>
- Left sidebar: New Search By Subject
  - Women in literature
  - Dickens, Charles, 1812-1870 / Works / Little Dorrit
  - Sex role in literature
  - Dickens, Charles, 1812-1870 / Works / Nicholas Nickleby
  - Women / Great Britain / History
  - Dickens, Charles, 1812-1870 / Works / David Copperfield
  - Family in literature
  - Middle classes in literature
- Main results table:

Item	Title	Journal	Volume	Issue	Date	Pages
<input type="checkbox"/>	'She began to show me the words she had written, one by one': Lesbian Reading and Writing Practices in the Fiction of Sarah Waters. <i>Women</i>	<i>Oxford, England</i>	v. 19	no. 1	(Spring 2008)	p. 69-86
<input type="checkbox"/>	Dellamora, R. <i>Friendship, Marriage, and "Between Women"</i>	[Review article]. <i>Victorian Studies</i>	v. 50	no. 1	(Autumn 2007)	p. 67-74
<input type="checkbox"/>	Brooks, J., et. al., <i>Dress and Distinction in Nursing, 1860-1939: 'A corporate (as well as corporeal) armour of probity and purity'</i> . <i>Women's History Review</i>	v. 16	no. 1	(February 2007)	p. 41-57	
<input type="checkbox"/>	O'Brien, C. C. <i>What the Dickens?: Intertextual Influence and the Inheritance of Virtue in Julia C. Collins's "The Curse of Caste; or The Slave Bride"</i> . <i>African American Review</i>	v. 40	no. 4	(Winter 2006)	p. 661-85	

A window will pop up where you'll be able to set up a free account or login. **Create Alert** will also allow you to save searches from one session to the next. No need to duplicate work you've already done just because you have to run off to class!

One last thing to note. If you didn't find quite what you wanted in your search, try the **Content Discovery Keys** to find related subjects or to narrow your results.

Now you can take advantage of the features that WilsonWeb offers. As always, if you need more help come to the Reference Desk in Ablah Library and ask a librarian for assistance. Or, find out how to e-mail, phone, or chat with us, and get more information at <http://library.wichita.edu/wuknows>. We're here to help!

Created on 11/9/07 by Liorah Golomb, Humanities Librarian. Last updated 6/24/08.