



Wichita State University Libraries

SPORTDiscus with Full Text

The **SPORTDiscus** database is international in scope, and provides indexing and abstracting of research materials on sport, physical fitness, sport science and recreation from seventeen countries. *SPORTDiscus* is sponsored by the Sport Information Resource Centre (SIRC) of Canada.

Getting Started

SPORTDiscus is available to you from both on-campus and off-campus computers. To use *SPORTDiscus* from home or off-campus, you must have an Internet connection and be a currently enrolled WSU student. For instructions on how to access *SPORTDiscus* and many other databases, see the guide entitled **Accessing Library Databases through the WSU Libraries Homepage**.

Overview of the Initial Search Screen

The screenshot shows the EBSCO Host search interface. At the top left is the EBSCO Host logo. The search bar contains the text "exercis* and "heart rate**". To the right of the search bar are "Search" and "Clear" buttons, and a help icon. Below the search bar is a navigation menu with links: "Search Options", "Basic Search", "Advanced Search", "Visual Search", "Search History/Alerts", and "Preferences". Two callout boxes with arrows point to the navigation menu: one points to "Basic Search", "Advanced Search", and "Visual Search" with the text "Select a search mode"; the other points to "Search History/Alerts" with the text "Review current search session, save searches, or set up automatic e-mail alerts".

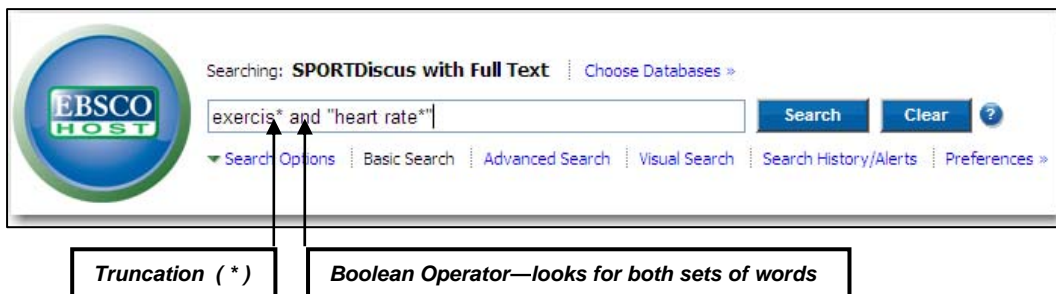
Select a Search Mode

- **Basic Search** (default search mode) allows you to type in the keywords you want the computer to match.
- **Advanced Search** provides a template for typing in keywords, along with the option to search those keywords in specific "fields" such as author, title, abstract, etc.
- **Visual Search** displays a graphical map, organized by topic, of your search results.

NOTE: Clicking on the **Search History/Alerts** link will let you 1) view all of the searches typed in during your current search session, 2) **save** searches for future use, and 3) create **alerts** so that each time the database is updated, your search will automatically be rerun, and any new citations that match your search strategy will be e-mailed to you.

Basic Search

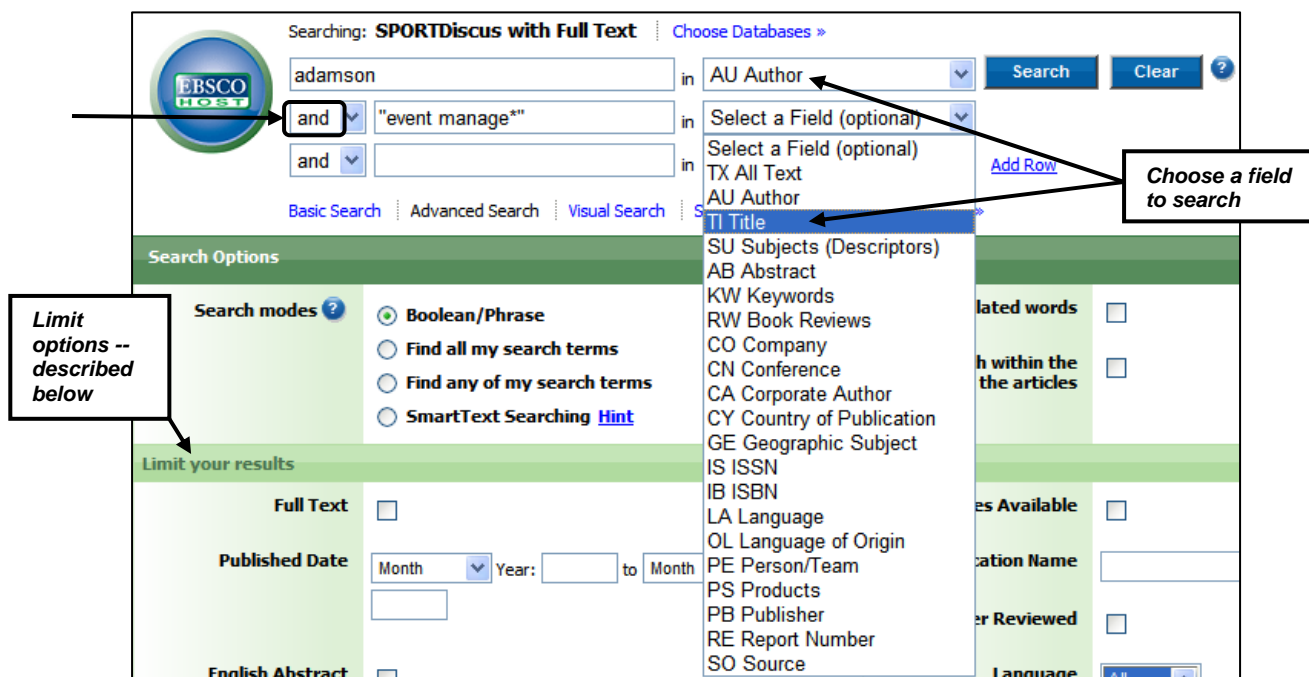
Type your keywords, or search word(s), into the box. You may use single words (*gymnastics*), phrases ("*athletic trainers*"), or combine keywords (*exercise and "heart rate"*), using Boolean operators and truncation as explained below. Enclose phrases of more than one word in "quotation marks" so that the words are searched adjacent to each other. The computer will search for your keywords in all the words of each article's description: author, title, journal name, abstract, etc.



- **Truncation:** Use the asterisk (*) as the truncation symbol to search for all words starting with the same root. For example, *exercis** will find *exercise, exerciser, exercised, exercising*, etc., and "*heart rate**" will find *heart rate* or *heart rates*.
- **Boolean Operators (and, or, not):** Use to link or combine keywords. **And** finds records that have **both** your first **and** second keywords (*athletes and "substance abuse"*), and will narrow your search results. **Or** finds records that contain **either** your first keyword **or** your second keyword, **or** both (*adolescents or teenagers*), and will broaden your search. **Not** excludes the second keyword from your search (*violence not gang*).

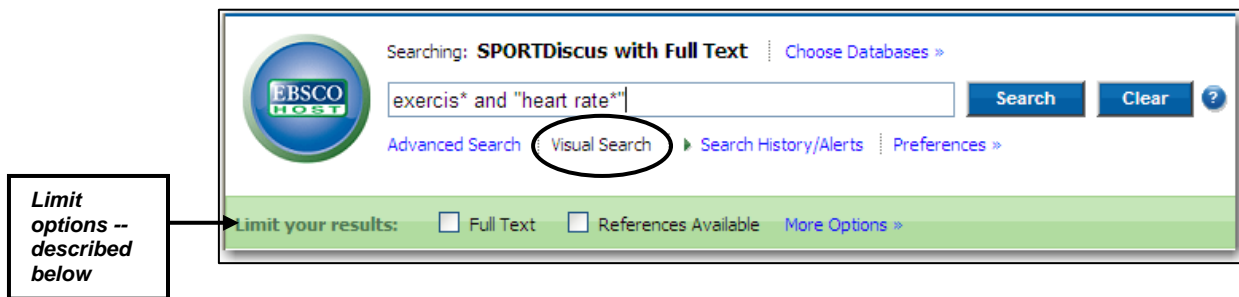
Advanced Search

This search mode provides a template into which to type your keywords. Notice that the boxes are connected by the Boolean operator **and** (by clicking on the drop-down arrow, you can change the operator to **or** or **not**). To help focus your search, you may also choose specific "fields" of information to search – **author, title, source (journal title)**, etc. If no field is selected, your keywords will be searched in all fields of the article description.



Visual Search

The Visual search box is similar to the Basic search box. Type in keywords using Boolean operators and truncation, as described in the **Basic Search** section.



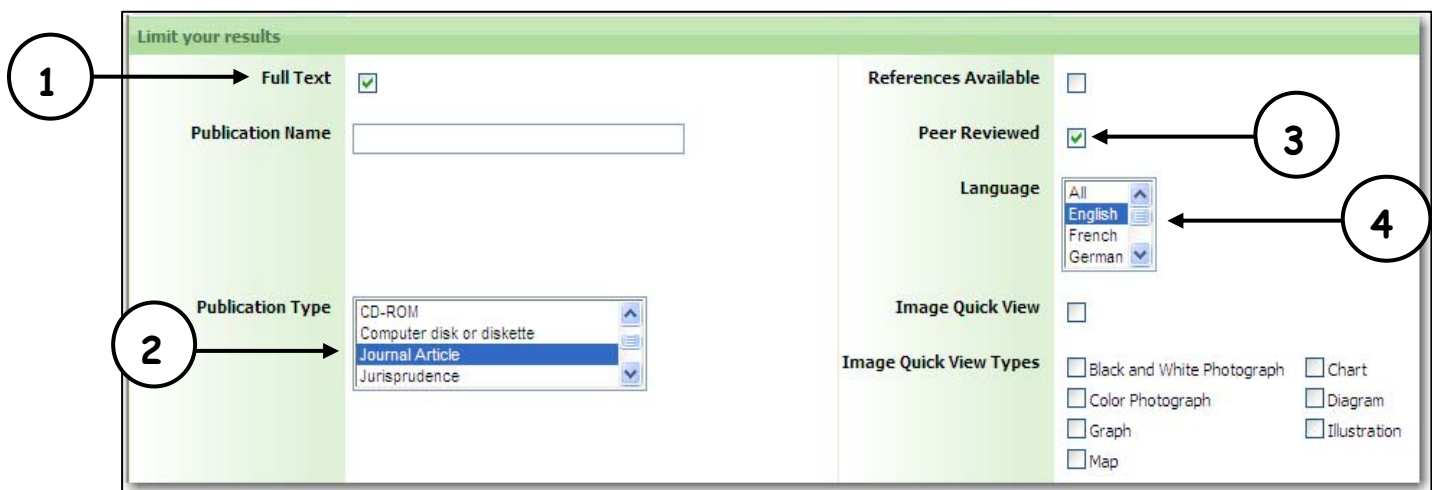
Limiting Search Results

In both the **Basic** and **Advanced** search modes, the lower portion of the search screen provides a variety of ways to **Limit** (or narrow) your search. In the **Visual Search** mode, limit options are displayed directly under the search box.

Limits that might be particularly useful include:

- 1) **Full Text** (includes only articles that are available in full text through the database provider – does not include additional full text articles that may be available through WSU Library subscriptions)
- 2) **Publication Type** (you can limit your search to **Journal Articles**)
- 3) **Peer Reviewed** (limit your search to the more scholarly *Peer Reviewed* or *Refereed* publications)
- 4) **Language** (you can limit your search to English-only articles; this database indexes numerous journals that are published in languages other than English)

More limits are available for the **Advanced Search** mode than for the **Basic Search** mode.



Reviewing Your Search Results

The results of a **Basic** or **Advanced** search will be displayed as in the example below. The number of items, or **records**, that match your search request will be indicated near the top of the middle section of the screen, with a complete list of those results displayed below. Each record contains the citation and description for one article, along with options for locating the text of that article. Results are displayed in reverse chronological order, but you can also display your results in alphabetical order by author name, title of journal, or relevance.

The screenshot shows a search results page from Wichita State University Libraries. The search query is "nutrition* and aerobic*". The page displays two search results. Callouts provide the following information:

- Number of items matching your search:** Points to "All Results: 1-10 of 874".
- Sort results by date, author, journal title, or relevance:** Points to the "Sort by: Date" dropdown menu.
- Add Limits to your search results:** Points to the "Limit your results" sidebar with checkboxes for "Full Text", "References Available", and "Peer Reviewed".
- Click on a term to add it to your search:** Points to the "Narrow Results by" sidebar with terms like "AEROBIC exercises", "PHYSICAL fitness", etc.
- Sometimes you can view the graphics from the article:** Points to the "Show all 9 images" link below the first result.
- Options for obtaining the article:** Points to various links like "PDF Full Text", "Add to folder", and "Request this item through interlibrary loan".
- Hover over this icon to see a pop-up with the abstract for this article:** Points to a magnifying glass icon next to the first result.

Visual Search Results Display

Visual Search lets you review your results through a more graphical display. The **Block** display is shown here.

The screenshot shows a visual search results display in block view. Callouts explain the following features:

- Group results by subject or journal name:** Points to the "Group Results" dropdown menu.
- Sort by date or relevance:** Points to the "Sort Results" dropdown menu.
- Change time period covered:** Points to the "Filter Results by Date" dropdown menu.
- Display results in either blocks or columns:** Points to the "Display Style" dropdown menu.
- Click on a block to see the full article description displayed on the right:** Points to a specific article block in the grid.

HEART beat	Cardiac response to exercise in young, normal...	Exercise-induced plasma volume expansion and...	Performance and thermoregulation during exercise in young, normal...	Regulating intensity using perceived exertion...	Impact of the exercise mode on heart rate...
hemodynamic responses and arterial and non-arterial blood pressure during exercise in young, normal...	The effect of exercise-induced muscle damage on heart rate and stroke volume during mild dynamic exercise in young, normal...	Stroke volume decreases during mild dynamic exercise in young, normal...	Cardiac response to exercise in young, normal...	The effect of 60-h sleep deprivation on...	Regulating intensity using perceived exertion...
2009	2009	2009	2009	2009	2009
9	9	9	9	9	9

Locating the Articles

You have several options for finding and making copies of the articles you need. These options are displayed at the bottom of each record, as shown in the example above. They are described here in order of preference.

PDF Full Text, HTML Full Text, or Linked Full Text

Of course, the easiest option for locating an article is when the full text is available immediately through a **Full Text** link in the record. Unfortunately, not all records have this link because not all articles are available electronically through this database provider. But, when a full text link is available, clicking on it should bring the article to the screen for viewing, saving or printing. Sometimes, intermediary screens appear first, and you must look on those screens for the link to the PDF or full text of the article. Occasionally, technical difficulties occur which interrupt the link to the article. If this happens, explore the other available options. You may still be able to access the full text by linking to it in a different way. **NOTE:** When available, the **pdf** version of the article is preferred—it provides a scanned image of the original article.

360 Link to Full Text — WSU Full Text Finder

Clicking on the **360 Link to Full Text** icon will help you identify **all** options for locating the full text of an article. If a full text copy of the article is available, you will see a screen similar to the one below. Either the **full text of the article** will be displayed immediately, or, depending on the provider of the full text, a **screen that provides additional links** to click on to access the full text. When the latter is the case, as in the example below, look on the screen for links that have the words **PDF, Full-text PDF, Full Text, or Full Text HTML** in them.

The screenshot shows the 360 LINK search results page. At the top right, a callout box labeled "More options" points to the link "Get additional resources related to this." Below the search bar, there are filters for "limit to: full-text" and "Sort by: Publication Date". The search results list one article: "1. With optimal effort, optimal gains." with a "Full-text" link. A callout box labeled "Click here for full text" points to this link. Other links include "2 PDF pages", "Check for library holdings", and "WSU Full Text Finder".

If, for some reason, the full text **does not appear**, click on the link at the top of the screen that says **Get additional resources related to this** (as shown in the example just above). This will take you to a new screen with more options. Sometimes you will find one or more links to the full text of the article.

The screenshot shows the "You searched for:" page. It displays search details: "Article: With Optimal Effort, Optimal Gains.", "Journal: Running & fitnews", "ISSN: 0898-5162", "Date: 04/01/2007", "Volume: 25", "Issue: 3", and "Page: 6". A callout box labeled "Click here to access the article" points to the "Full-text is available via the following links:" section. Below this, there are links for "Article", "Journal", and "Academic OneFile".

360 Link to Full Text (cont'd)

Sometimes, the **360 Link** screen will say **Sorry, online full-text is not available**. In this case, you will be provided with numerous additional options for getting a copy of the article, including searching the library catalog for a print copy, requesting a copy of the article from another library through Interlibrary Loan, etc.

You searched for: [Modify search](#)

Article: Validation of a field test to determine the maximal aerobic power in triathletes and endurance cyclists.

Author: Gonzalez-Haro, C.

Journal: British journal of sports medicine

ISSN: 0306-3674 **Date:** 03/01/2007

Volume: 41 **Issue:** 3 **Page:** 174

Sorry, online full-text is not available

Explore other options:

Full-text not available above?

→ First, search the WSU Libraries Catalog for a print version [Title of journal ISSN](#)

Still can't find it?

→ Request this item from another library [Submit request](#) [New users' FAQ](#)

Want more options?

[Google Scholar](#)

[WorldCat \(look for books at other libraries\)](#)

[Kansas Library Catalog \(look for resources in Kansas libraries\)](#)

Have other questions?

[Ask a WSU Reference Librarian](#)

Search the WSU Libraries Catalog

To find out if the library subscribes to a journal you need, click on the **Search the WSU Libraries Catalog for this journal** link in the **record**, or **Search the WSU Libraries Catalog for a print version** from the **360 Link** screen. If the journal you need is available at the WSU Libraries, you may be able to access it either in paper copy, or electronically, or both. The journal below is available both in paper copy and in full text electronically.

#	ISSN	Title Long	Year	Format
<input type="checkbox"/> [1]	0022-4707	Journal of sports medicine and physical fitness.	1961	Serial
		Location: Ablah(A-LC on Floor3)(LD-QR on Floor2)(R-ZA on LowerLevel) Call No: RM695 .J6x Status: Click here for info on status		
<input type="checkbox"/> [2]	0022-4707	Journal of sports medicine and physical fitness [electronic resource].	1961	Serial

Paper Copy:
Click here for more information.
Call number indicates location in library.

Electronic Version:
Click here for more information.
[electronic resource] indicates full text availability

Paper Version – Detailed Information Screen

Notice the **Call Number** information on the lower half of the screen. **Recent issues** are located in the Reserve Room on the first floor of the library. Issues listed under **Volumes Held** (older, bound issues) are shelved on the third, second, or lower level (basement) floor stacks, according to the first letter of the call number after **per**. Use the **Location** (or **Stack**) guide on the screen. For example, the call number below (per **RM 695 .J6x**) would be shelved on the Lower Level (Basement) of the library because the letter **R** falls within the **R – ZA** range.

Title: Journal of sports medicine and physical fitness.
Published: Torino, Italy, Minerva Medica.
Description: v. ill. 27 cm.
 Quarterly
 v. 1- ; 1961-

Related Publications: Includes FIMS; official bulletin of Fédération Internationale de Médecine Sportive.
Notes: Journal of the Fédération Internationale de Médecine Sportive.
 Title varies slightly.
 Summaries in French, and Spanish.
ISSN: 0022-4707

Other Author(s), etc.: [International Federation of Sports Medicine.](#)
[International Federation of Sports Medicine. FIMS.](#)

Stack Guide → Location: Ablah (A-L on Floor3)(M-QR on Floor2)(R-ZA on LowerLevel)

Call Number → **Call Number:** [per RM695 .J6x](#)

Recent Issues: v. 48, no. 4 (2008 Dec.)
 v. 48, no. 2 (2008 June) ← **Recent issues shelved in Reserve Room**

Volumes Held: Incomplete holdings
 v.6:no.4 (1966:Dec.) ← **Older, bound volumes shelved in stacks with books**
 v.7 (1967)-v.47 (2007)

Indexes: Incomplete holdings
 v.1/17 (1972/1979)

Status: Returned - v.41 2001 07/17/2008 ← **Issues or volumes that have been checked out or returned**

Full Text Electronic Version – Detailed Information screens

- 1) This screen has a link to information about which volumes and issues of the journal are available electronically.

Title: [Journal of sports medicine and physical fitness \(Online\)](#)
 Journal of sports medicine and physical fitness [electronic resource].
Electronic Resource: [Click here for available full text of this journal](#)
Published: Torino, Italy, Minerva Medica.

Click here for more information →

- 2) The resulting screen shows your option(s) for accessing the full text of articles from this journal. Note which years are available. Sometimes the source is a publisher's web page, and other times it is a database in which you will need to search for the specific article by author name, journal title, article title, etc. Click on the link to access the available articles.


Years available → Journal of sports medicine and physical fitness (0022-4707) [Look up Article](#) [More full text options](#)
 from 03/01/1999 to present in [ProQuest Nursing and Allied Health Source](#) ← **Database**

Request this item from another library (Interlibrary Loan)

When the WSU Library does not subscribe to a journal you need, you can request that the Interlibrary Loan office obtain a copy of an article for you. Explore the options above before making a request—only articles not otherwise available through the WSU Libraries may be requested. You will need to register for the Interlibrary Loan service the first time you use it. Requests typically take a week or so to fill. To register, go to: <http://library.wichita.edu/ill/>

Printing, E-mailing, Saving or Exporting Your Search Results

Mark records for further use by clicking on the **Add to folder** link just below the citation. Once you click on the link, the text will change to **Remove from folder**.

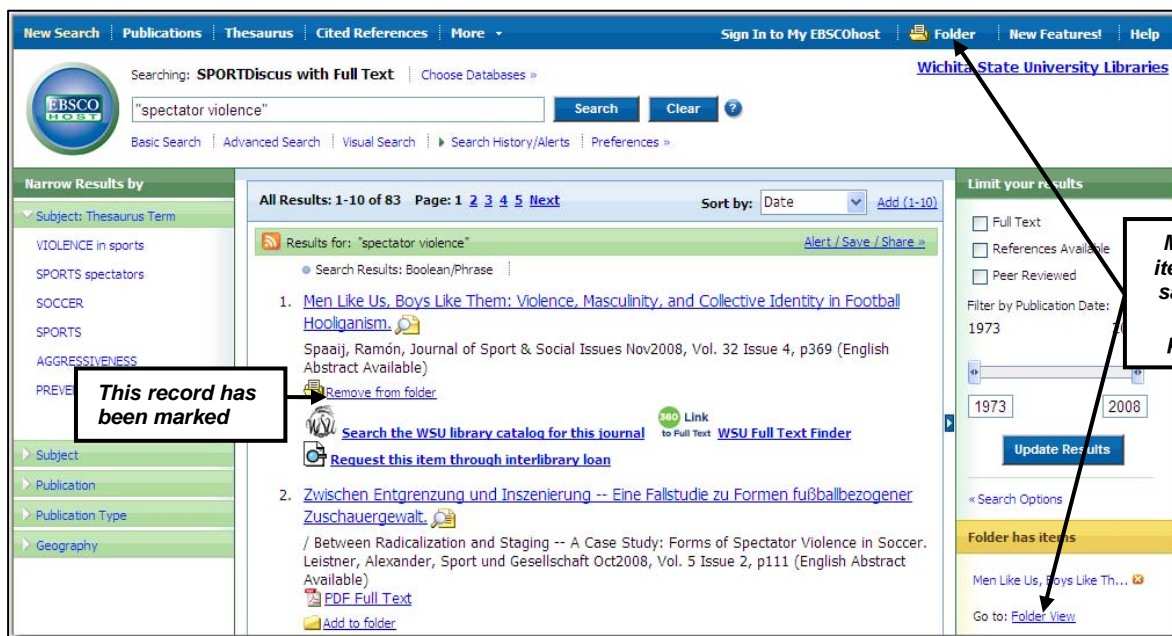
1. [Men Like Us, Boys Like Them: Violence, Masculinity, and Collective Identity in Football Hooliganism.](#) 

Spaij, Ramón, Journal of Sport & Social Issues Nov2008, Vol. 32 Issue 4, p369 (English Abstract Available)

 [Add to folder](#)

Click on the link to mark this record for printing, etc.

This will place the record(s) in the **Folder** icon on the upper right-hand side of the screen, and in **Folder View** link in the **Folder has items** box on the middle right-hand side of the screen.



The screenshot shows the EBSCOhost search results page for the query "spectator violence". The page includes a search bar, navigation tabs (New Search, Publications, Thesaurus, Cited References, More), and a "Folder" icon in the top right. The search results are displayed in a list format, with the first result highlighted. A callout box points to the "Add to folder" link below the first result, stating "This record has been marked". Another callout box points to the "Folder" icon in the top right and the "Folder has items" box on the right side of the page, stating "Marked items are saved in two places". The "Folder has items" box lists the marked item: "Men Like Us, Boys Like Them...".

Printing, etc. (cont'd)

Once you have marked all of the records you want, click on either the **Folder** icon, or the **Folder view** link, as shown above. This will bring your marked items together into one list, as shown below. Review your list, and **mark** all of the items you want to keep by clicking in the box to the left of each citation, or select all of the records by clicking in the box to the left of **Select/deselect all**. Decide whether you want to **print, e-mail, save** or **export** these citations. Click on the appropriate icon, and then follow the instructions provided on the screen.

The screenshot shows a library database interface titled "Articles". At the top, there are four action buttons: "Print", "E-mail", "Save", and "Export". Below these buttons is a "Sort by: Name" dropdown menu. A "Select / deselect all" checkbox is checked, and a "Delete Items" button is visible. The list contains two articles, each with a checked checkbox on the left. The first article is "1. Men Like Us, Boys Like Them: Violence, Masculinity, and Collective Identity in Football Hooliganism." by Spaaij, Ramón, from the Journal of Sport & Social Issues, Nov 2008, Vol. 32 Issue 4, p369. The second article is "2. Not so far from the madding crowd : spectator violence in Britain and Australia - a review article." by Adair, D.; Vamplew, W., from Sporting Traditions, Nov 1990: Vol. 7 Issue 1, p. 95-103. Both articles have links for "Search the WSU library catalog for this journal", "360 Link to Full Text", "WSU Full Text Finder", and "Request this item through interlibrary loan". A callout box on the left points to the checkboxes with the text: "You must mark your records a second time before you can proceed".

Print: Choosing this option allows you to print out the citation, or the citation plus the abstract, for your marked records. You can also choose to print the citations in one of several style formats (such as APA, MLA, etc.).

E-mail: Choosing this option allows you to e-mail the citations to yourself, and to also e-mail the pdf version of the article (when available) as an attachment.

Save: Choosing this option allows you to save the citations to your computer. The citations will include a link to the full text of the article if it is available in the database.

Export: Choosing this option allows you to import your citations into **EndNote** or **EndNote Web**, both of which are available at no cost to WSU students. **EndNote** is compatible with **Microsoft Word**, and is a software program that helps you format the footnotes and bibliographies for your research papers. Instructions for downloading and using EndNote are available at the links below.

Download Instructions (for Windows):

<http://library.wichita.edu/reference/images/PDF/Instructions%20for%20downloading%20EndNote%202-2009.pdf>

Using EndNote:

<http://library.wichita.edu/reference/images/PDF/EndNote%20X2--Jan%20202009.pdf>