

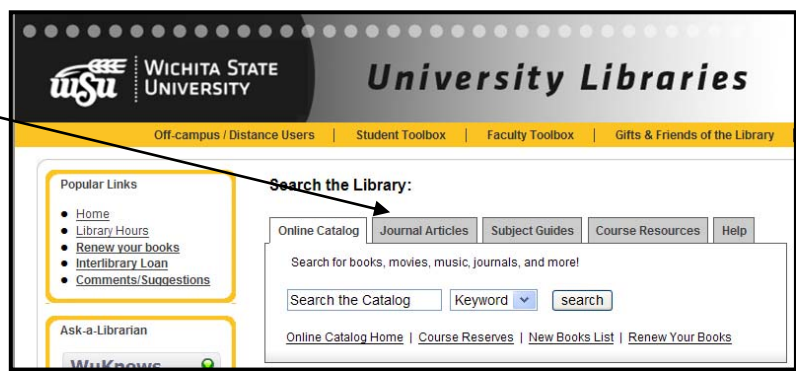


# Wichita State University Libraries

## Accessing Library Databases through the WSU Libraries Homepage

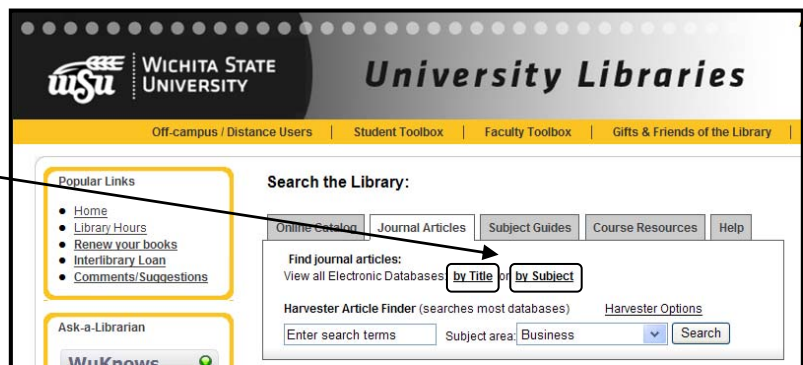
To access the Library's databases, go to the WSU Libraries Homepage at <http://libraries.wichita.edu> and follow the steps below. To access databases from computers located **off-campus**, you must be a registered WSU student, faculty or staff member, and have a **myWSU ID** number and **Password**. If you have questions about how to access or use Library databases, please contact the Reference Desk at **978-3584**.

From the Library's homepage, click on the **Journal Articles** tab



Click on **by Title** for an alphabetical list of over 130 databases

Click on **by Subject** for a list of the databases arranged by broad subject categories

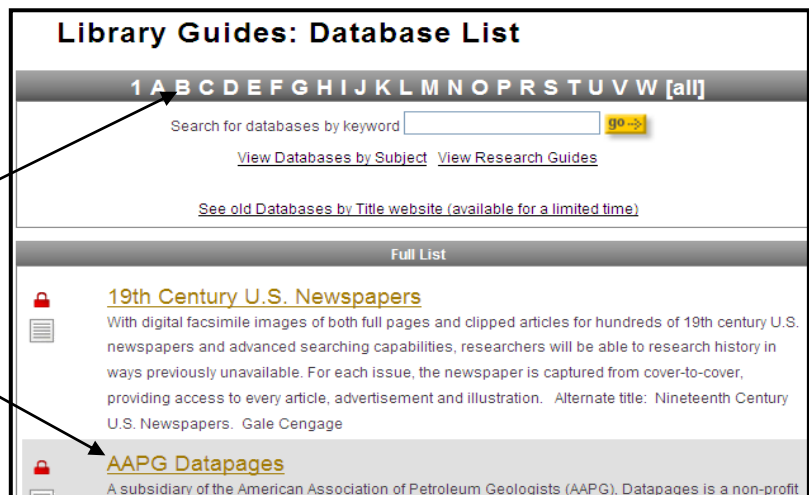


### Title List

Click on the alphabetical subdivisions to quickly access databases by title

OR

Scroll down and click on the title of the database you want to search



### Subject List

To view a list of databases within a certain subject area, click on the corresponding topic. Once the list is displayed, click on the title of the database you want to search.

**Library Guides: Databases by Subject**

[See old Databases by Subject website \(available for a limited time\)](#)

**Business**

- Accountancy
- Business-General
- Economics
- Finance, Real Estate, and Decision Sciences
- International Business
- Management
- Marketing and Entrepreneurship

**Education**

- Education
- Human Performance Studies
- Sport Management

**Engineering**

- Aerospace Engineering
- Computer Science
- Electrical and Computer Engineering
- Engineering-General
- Industrial & Manufacturing Engineering
- Mechanical Engineering

**Fine Arts**

- Art & Design
- Dance
- Music
- Theatre

### Helpful Hint

For a printable database guide, where available, click on the *question mark icon*

**Design and Applied Arts Index (DAAI)**

Citations and abstracts of articles, news items, and reviews published in design, applied arts, and crafts periodicals -- covering both new designers and the development of design and the applied arts since the mid-19th century. Coverage: 1973-present.

### Off-Campus Access

Off-campus users will see the **Off-Campus Access** screen, which requires your **myWSU ID** and **Password** to open the databases

**Wichita State University Libraries**  
**Off-Campus Access**

You have attempted to access licensed library databases from a non-WSU Internet provider. Only WSU students, faculty, and staff may access this resource from off-campus.

Please enter your myWSU id and password in the boxes below.

If you need help finding your myWSU ID, click [here](#).  
If you need to set up, change, or reset a forgotten password, click [here](#).

For assistance in accessing and using electronic databases, please come to the Reference Desk or call 978-3584.

myWSU ID:

Password:

Login