



WICHITA STATE UNIVERSITY

University Libraries

IEEE ALL-SOCIETY PERIODICALS PACKAGE (ASPP) via IEEE XPLORE

IEEE Xplore—<http://ieeexplore.ieee.org/pdocs/epic03/>. The Library's subscription provides fulltext access to all IEEE (Institute of Electrical and Electronics Engineers) journals and magazines from 1998 to the present. **IEEE Xplore** offers a search interface that indexes IEEE journals/magazines, conference proceedings and standards. Citations only are available for articles published before 1998, all conference proceedings, and standards.

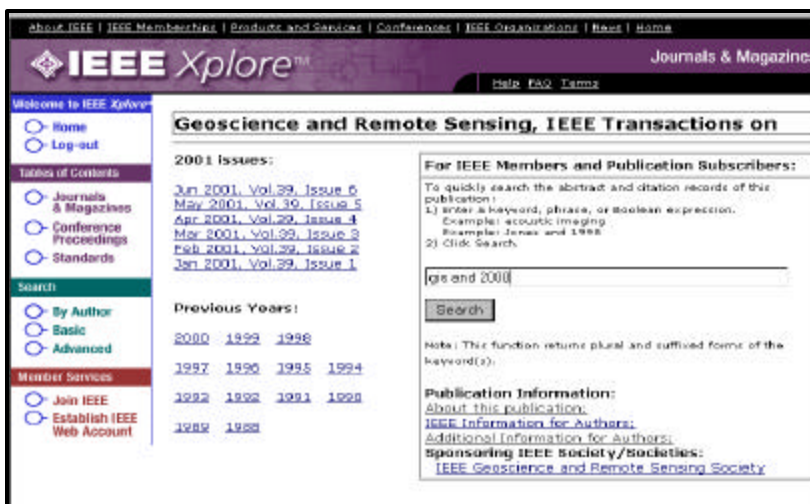
Accessing IEEE Xplore—is available by entering the URL listed above. When accessing remotely link from the library's homepage <http://library.wichita.edu>. Click on the *Databases & Other Electronic Resources* button. Select *IEEE Xplore* under **Ejournal Packages**. When prompted for user id, enter the last ten digits of your Shocker id. Your password is set up to be your birth date as a six-digit number (ex. 010173). Although IEEE Xplore is searchable, the library offers other databases, which might provide better, more thorough results in most subjects. IEEE publications for all years are indexed in **INSPEC** and **EV2/Compendex**

Tables of Contents—for all periodicals, conferences, and standards are browseable.

- ❑ Select the type of publication from the list on the left side of the home page.



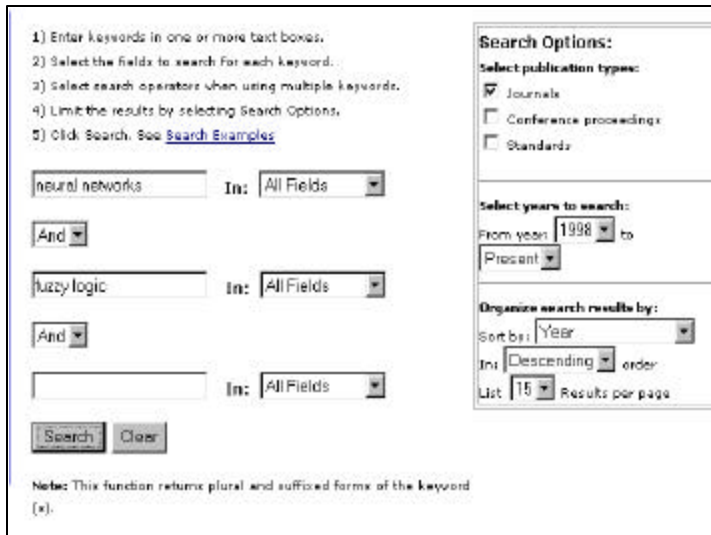
- ❑ Enter a keyword from the title of the desired item and click Go to search for the title.
- ❑ OR select a letter to browse the journals list.
- ❑ Titles are in alphabetical order, after the introductory phrase ("IEEE Transactions of" is omitted).
- ❑ Select the desired title from the resulting list.



- ❑ Select date of issue to view Table of Contents.
- ❑ For periodicals from 1998 to the present you may also search the abstracts and citations using keywords from the right side of the screen.

Author—For searching by author use the instructions above for **Table of Contents** searching.

Basic Search—Select *Basic* from the left side of any screen to search the entire database.



Truncation—keywords are automatically truncated.

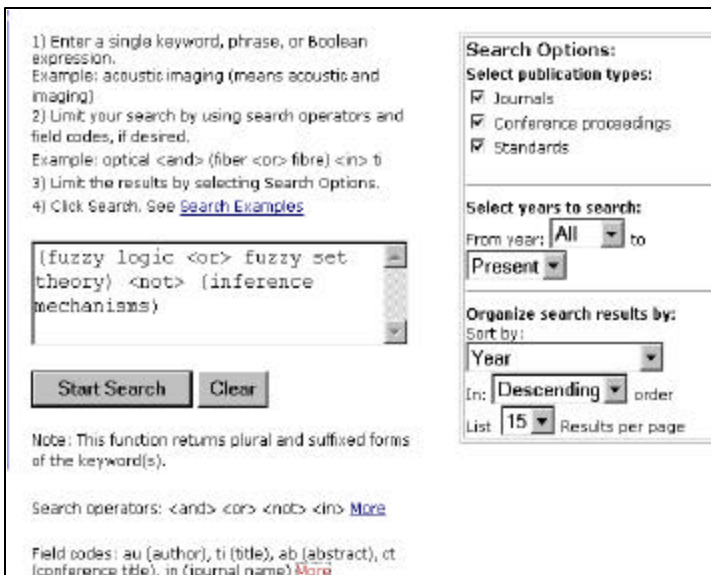
Example: *Network* will include result with *Network, networks, networking, etc.*

Boolean Operators—use the pull down menus between terms to connect terms with *and, or, not.*

Fields—the default is to search all fields. Use the pull down menu next to **In:** to select *title, author, journal name, conference title, abstract, or subject.*

Fulltext—To limit to what is available fulltext de-select *Conference proceedings* and *Standards* under **Search Options**. Change *select years to search* to 1998 to present.

Advanced Search—allows for greater control of search results.



Phrases—terms are automatically truncated. *And* operators are implicit between terms. To search for exact terms or phrases use quotation marks.

Example: typing *"cable"* retrieves records with the word *cable*, but will not retrieve records with *cables, cabling, etc.*

Operators—must be enclosed in brackets: *<and>, <or>, <not>, <in>.*

Fields—use the *<in>* operator to search within a field.

Example: *Smith <in> au* will search the author field for *Smith*.

A full list of **field codes** is available by clicking on *More* at the bottom of the screen.

Viewing Results

- ❑ The number of documents matching the search query is listed at the top of the **Search Results** screen. The query entered is in the textbox under the results and may be edited to change the results.
- ❑ **Adobe Acrobat Reader** must be loaded on your computer to view the PDF Fulltext articles. The reader is available for free download at <http://www.adobe.com>.
- ❑ For items not available in fulltext do a title search using the title of the journal or conference in the **Online Catalog** <http://libcat.wichita.edu> to determine if the Library owns the item.

